


QUARTERLY PHYSICAL REPORT OF OPERATION
As of December 31, 2024


Department : Department of Labor and Employment (DOLE)
 Agency/Entity : Professional Regulation Commission
 Operating Unit : Central Office
 Organization Code (UACS) : 16 008 0100000


Particulars	UACS CODE	Physical Target (Budget Year)					Physical Accomplishment (Budget Year)					Variance as of December 31, 2024	Remarks
		1st Quarter	2nd Quarter	3rd Quarter	4th Quarter	Total	1st Quarter	2nd Quarter	3rd Quarter	4th Quarter	Total		
1	2	3	4	5	6	7	8	9	10	11	12	13	14
PROFESSIONAL LICENSURE PROGRAM	3101000000000000												
OO : Highly ethical, globally competitive, and recognized Filipino professionals ensured													
Outcome Indicator(s)													
1. Percentage of graduates in all certificate courses given professional certification		56%	56%	56%	56%	56%	61.96%	72%	63.55%	74.89%	70.74%		
Output Indicator(s)													
1. Percentage of applications for licensure examinations acted upon within two (2) days from filing		100%	100%	100%	100%	100%	100% of 145,659	100% of 89,194	100% of 158,183	100% of 114,250	100% of 507,286		100% of 507,286 applications including w/o exam processed by 16 Regional Offices: NCR – 100,940; CAR – 30,296; RO1 – 22,613; RO2 – 22,493; RO3 – 23,083; RO4 – 30,652; RO4B – 17,448; RO5 – 29,285; RO6 – 29,283; RO7 – 36,865; RO8 – 21,211; RO9 – 39,957; RO10 – 29,660; RO11 – 34,305; RO12 – 27,950; RO13 – 11,245
2. Percentage of test items prepared/formulated/peer reviewed by the Professional Regulatory Boards		100%	100%	100%	100%	100%	100%	100%	100%	100%	100%		100% of 62,468 test items prepared/formulated/peer reviewed by the PRBs
3. Percentage of statistical data for monitoring of school performance generated within one day after the release of examination results		100%	100%	100%	100%	100%	100%	100%	100%	100%	100%		100% of 91 examination results tabulated, computed and released: 577,844 examinees tested in various testing centers: NCR – 151,554; CAR – 46,487; RO1 – 17,404; RO2 – 20,204; RO3 – 18,430; RO4A – 23,859; RO4B – 11,745; RO5 – 31,021; RO6 – 25,638; RO7 – 58,123; RO8 – 21,556; RO9 – 41,170; RO10 – 25,836; RO11 – 43,185; RO12 – 27,681; RO13 – 8,975
PROFESSIONAL REGULATION PROGRAM	3102000000000000												
OO : Highly ethical, globally competitive, and recognized Filipino professionals ensured													
Outcome Indicator(s)													
1. Percentage increase in number of professionals registered under various mutual recognition arrangements within ASEAN and other countries including international trade agreements where the Philippines is a signatory		2%	2%	1%	1%	6%	2.78%	2.48%	1.04%	1.48%	7.78%		225 registered ASEAN professionals (as of December 31, 2024)
2. Percentage of cases resolved within three (3)		5%	5%	5%	5%	5%	17.53%	18.35%	21.97%	24.03%	20.47%		20.47% or 601 cases resolved over 2,934 cases for resolution:

Department : Department of Labor and Employment (DOLE)
Agency/Entity : Professional Regulation Commission
Operating Unit : Central Office
Organization Code (UACS) : 16 008 0100000

Particulars	UACS CODE	Physical Target (Budget Year)					Physical Accomplishment (Budget Year)					Variance as of December 31, 2024	Remarks
		1st Quarter	2nd Quarter	3rd Quarter	4th Quarter	Total	1st Quarter	2nd Quarter	3rd Quarter	4th Quarter	Total	13	14
1	2	3	4	5	6	7	8	9	10	11	12		Cases Resolved: HID – 101; NCR – 130; CAR – 24; RO1 – 43; RO2 – 1; RO3 – 25; RO4A – 5; RO4B – 23; RO5 – 82; RO6 – 7; RO7 – 17; RO8 – 13; RO9 – 15; RO10 – 10; RO11 – 105; RO12 – 0; RO13 – 0;
months													
Output Indicator(s)													Cases for Resolution: HID – 1,995; NCR – 7; CAR – 24; RO1 – 30; RO2 – 0; RO3 – 47; RO4A – 2; RO4B – 87; RO5 – 213; RO6 – 7; RO7 – 1; RO8 – 15; RO9 – 25; RO10 – 2; RO11 – 479; RO12 – 0; RO13 – 0
1. Percentage of request for professional		100%	100%	100%	100%	100%	100% of 104,926	100% of 72,957	100% of 73,484	100% of 51,397	100% of 302,764		100% of 302,764 initial registration of 16 Regional Offices: NCR – 54,609; CAR – 14,461; RO1 – 15,130; RO2 – 13,107; RO3 – 18,619; RO 4A – 35,006; RO4B – 12,255; RO5 – 16,048; RO6 – 18,603; RO7 – 24,903; RO8 – 11,678; RO9 – 14,443; RO10 – 14,221; RO11 – 17,632; RO12 – 14,775; RO13 – 7,274
identification cards (PICs) and registration													
certificates acted upon within the prescribed													
timeframe													
2. Percentage of complaints with investigations		100%	100%	100%	100%	100%	100% of 176	100% of 127	100% of 142	100% of 152	100% of 597		100% of 597 complaints with investigations conducted: HID – 82; NCR – 207; CAR – 23; RO1 – 32; RO2 – 22; RO3 – 83; RO 4A – 6; RO4B – 6; RO5 – 14; RO6 – 4; RO7 – 62; RO8 – 10; RO9 – 0; RO10 – 4; RO11 – 42; RO12 – 0; RO13 – 0
conducted													
3. Number of institutions and establishments where		273	272	273	272	1,090	431	363	322	239	1,355		
professionals are employed that are inspected													
and monitored													
PROFESSIONAL DATABASE MANAGEMENT PROGRAM	3103000000000000												
OO : Highly ethical, globally competitive, and recognized Filipino professionals ensured													
Outcome Indicator(s)													
1. Percentage reduction of process cycle time of		96%	96%	96%	96%	96%	96%	96%	96%	96%	96%		
frontline services upon conversion to online													
services													
Output Indicator(s)													
1. Percentage increase in the number of applicants		36%	32%	35%	32%	33.75%	39.2%	39.2%	39.2%	39.2%	39.2%		
and professionals provided with online services													

Prepared By:

GLORIA L. ASINAS
Planning Officer V
Date: January 30, 2025 02:00 PM

In coordination with:

JOSE A. ABUNDO
Director IV, PMFS
Date: January 30, 2025 02:00 PM

Approved By:

CHARITO A. ZAMORA
Chairperson
Date: January 30, 2025 02:05 PM